

IWF23



Characteristics

Optics

- Borosilicate Glass Lens
- High transmission 93%
- Non-Removable

Thermal Interface Material

- High thermal conductivity
- Excellent heat transfer

Heat sink

- Aluminium - powder coated
- Excellent thermal conductivity

LED Driver

- Rated Supply: 240V AC, 50/60Hz
- PF > 0.95, THD <10%
- Short circuit, open circuit,
- O/V, U/V protection

Standards Compliance

- IS 10322
- IS 15885 (Part 2/Sec 13)
- EN 61000-3-2, Harmonics Current
- EN 61000-3-3, Voltage Fluctuations, Flicker
- EN 61000-4-5, Surge Immunity
- EN 61547, EMC

Mounting

- U - Clamp

Installation

- Easy installation

Weight

- 8.0 Kg

Cable Entry

- 1 Nos.

Housing Color




Powder Coated – Grey (RAL 7024)



Powder Coated – Black (RAL 9005)

Distribution Curve



Features

- Soft and comfortable light to relieve the fatigue of eyes.
- Excellent CRI for actual colour reproduction.
- Energy saving efficiency and low heat produce.
- AL die-cast housing for excellent heat management.
- 440V Protection for 2 Hrs. with thermal foldback
- Quick installation, special design,
- Highly reliable professional design.

Applications

- City Crossings, Area Lighting
- Railways Yards, Shipping Yards
- Toll Plaza, Big Public Gathering,
- Industries, Air Plane Docking Stations



250W



120 lm/W



6500K / 5000K / 3000K



>80



Glass Lens – 60° / 90° / 120° / 120°x60°



90-305V AC, 50Hz



Inventronics



In-Built, Surge DM 6Kv CM 10Kv



Non dimmable / 1-10V / DALI



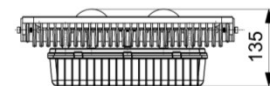
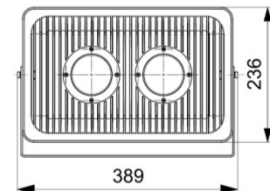
COB, Citizen / Bridgelux , SDCM <3



Ta: -10°C to 45°C



Lifespan >50000h @ L70 B50



Weatherproof Flood Light



Product Code

Product Code	System Power (W)	System Lumen (Lm)	CRI (Ra)	Color Temp (CCT)	Body Color	Beam Angle	Diming	Weight (Kg)
IWF23-250CU865BMNXX	250	30000	80	6500K	Black	60°	Non-Dim	8.0
IWF23-250CU865BWNXX	250	30000	80	6500K	Black	90°	Non-Dim	8.0
IWF23-250CU865BENXX	250	30000	80	6500K	Black	120°	Non-Dim	8.0
IWF23-250CU865BONXX	250	30000	80	6500K	Black	120°x 60°	Non-Dim	8.0
IWF23-250CU865BMAXX	250	30000	80	6500K	Black	60°	1-10V	8.0
IWF23-250CU865BWAXX	250	30000	80	6500K	Black	90°	1-10V	8.0
IWF23-250CU865BEAXX	250	30000	80	6500K	Black	120°	1-10V	8.0
IWF23-250CU865BOAXX	250	30000	80	6500K	Black	120°x 60°	1-10V	8.0
IWF23-250CU865BMDXX	250	30000	80	6500K	Black	60°	DALI	8.0
IWF23-250CU865BWDXX	250	30000	80	6500K	Black	90°	DALI	8.0
IWF23-250CU865BEDXX	250	30000	80	6500K	Black	120°	DALI	8.0
IWF23-250CU865BODXX	250	30000	80	6500K	Black	120°x 60°	DALI	8.0

Custom Order

Accessories

